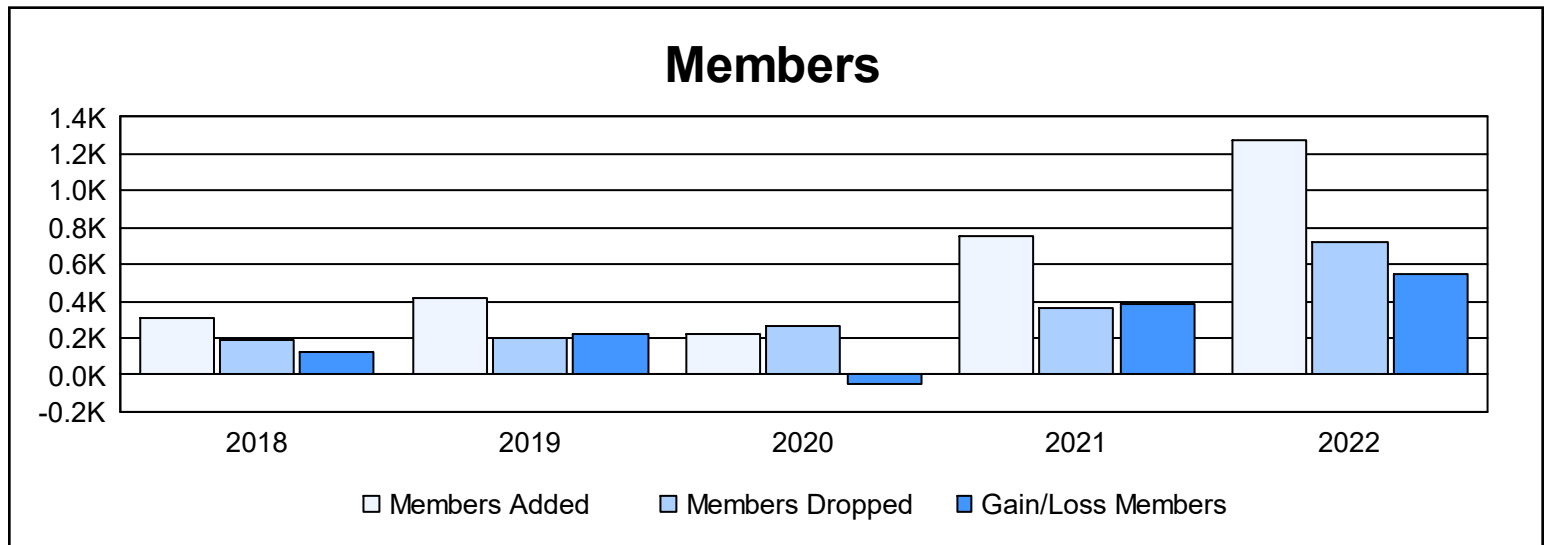
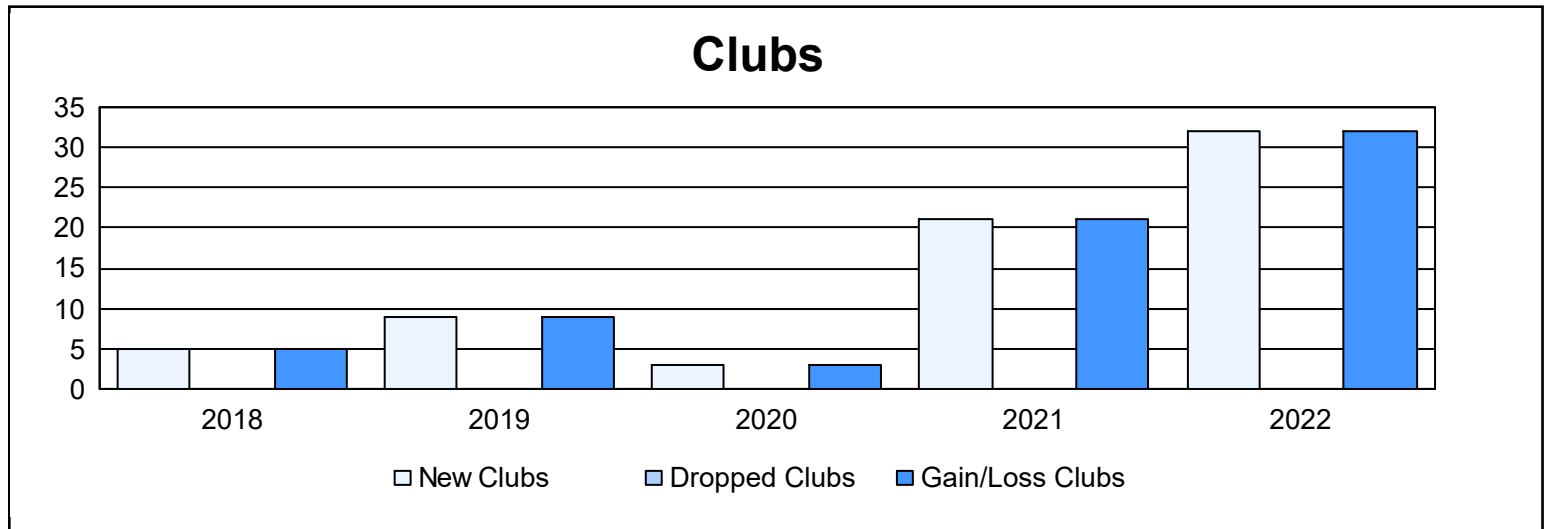
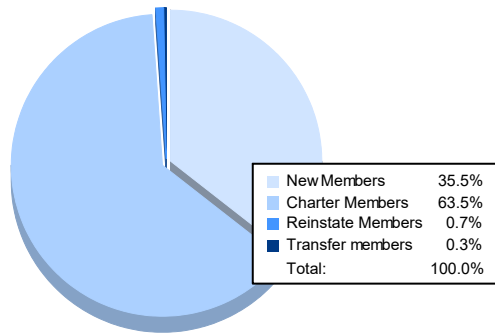


Year	New Clubs	Dropped Clubs	Gain/ Loss Clubs	New Members	Charter Members	Reinstate Members	Transfer Members	Total Member Added	Total Members Dropped	Gain/ Loss Members
2017-2018	5	0	5	183	116	6	0	305	184	121
2018-2019	9	0	9	173	237	9	0	419	201	218
2019-2020	3	0	3	113	96	8	1	218	269	-51
2020-2021	21	0	21	231	507	5	6	749	362	387
2021-2022	32	0	32	453	809	9	4	1,275	725	550
<b>Average</b>	<b>14</b>	<b>0</b>	<b>14</b>	<b>231</b>	<b>353</b>	<b>7</b>	<b>2</b>	<b>593</b>	<b>348</b>	<b>245</b>



### Membership Composition June 2022 Cumulative



### Gender Composition June 2022 Cumulative

